

# Weekly Overview

Term: Autumn 2

Week: 5

Staff: VM, NP, AB, KL, JA, LF

WB:27/11/17

Topic(s): Day & Night

## Communication & Language

Familiar stories / board books – Owl babies, Peace at last,  
Reading books and listening to stories Whatever next?, I don't want to go to bed, non fiction books.  
Props for retelling story  
Rhymes and action songs  
Core rhyme : Twinkle Twinkle little star.  
Talk in small groups about people who work at day & night  
Retell story whatever next?

## PSED

Learning rules/routines of school and the classroom  
Personal hygiene (washing hands)  
Taking part in circle time  
Expressing likes and dislikes  
Developing social skills  
Health- the importance of sleep. How do we stay healthy?  
Talk about how we celebrate – birthdays?

## Physical Development

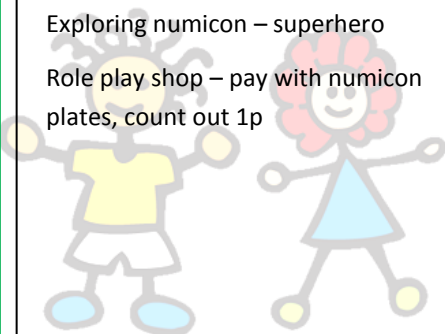
Becoming aware of space- playing collaborative games  
Gaining confidence and control with large and small equipment  
Fine motor control – cous cous / shaving foam making anti clockwise movements  
Handling tools correctly e.g. scissors, pencils, brushes with increasing control  
Jedi writing  
Apparatus in the hall

## Literacy

Writing own names and letters from name linked to birthday celebrations  
Writing lists, labels ,  
Read stories about day and night- fic / non fic eg people who work at night.  
Retelling story of whatever next?  
Using props.  
Visiting the library- facts about people who work at night/ nocturnal animals.

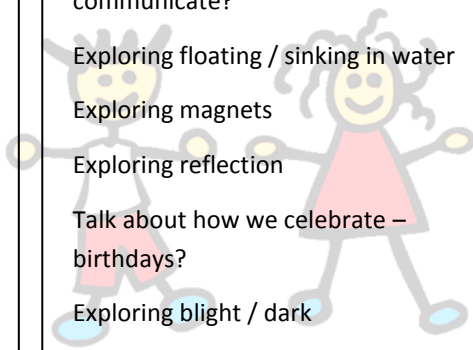
## Mathematics

Counting in order to 10 / 20  
Talk about and recognise simple patterns- sequencing our day. Day and night.  
Exploring numicon – superhero  
Role play shop – pay with numicon plates, count out 1p



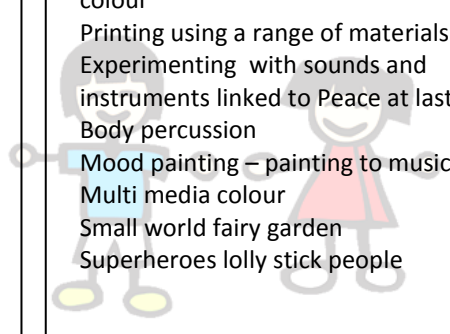
## Understanding the World

Explore items frozen in ice  
Space theme in builder's tray.  
Technology – how we communicate?  
Exploring floating / sinking in water  
Exploring magnets  
Exploring reflection  
Talk about how we celebrate – birthdays?  
Exploring blight / dark



## Expressive Arts and Design

Drawing pictures  
Starting to learn Christmas songs.  
Painting pictures/junk model making (rocket)  
Exploring shade – adding white to colour  
Printing using a range of materials  
Experimenting with sounds and instruments linked to Peace at last  
Body percussion  
Mood painting – painting to music  
Multi media colour  
Small world fairy garden  
Superheroes lolly stick people



## TO NOTE

